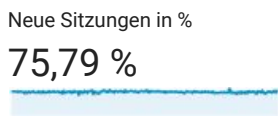
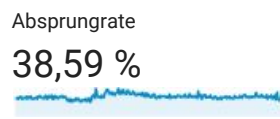
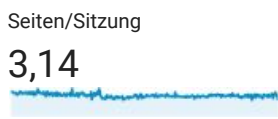
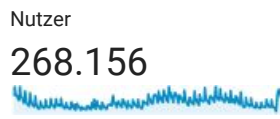
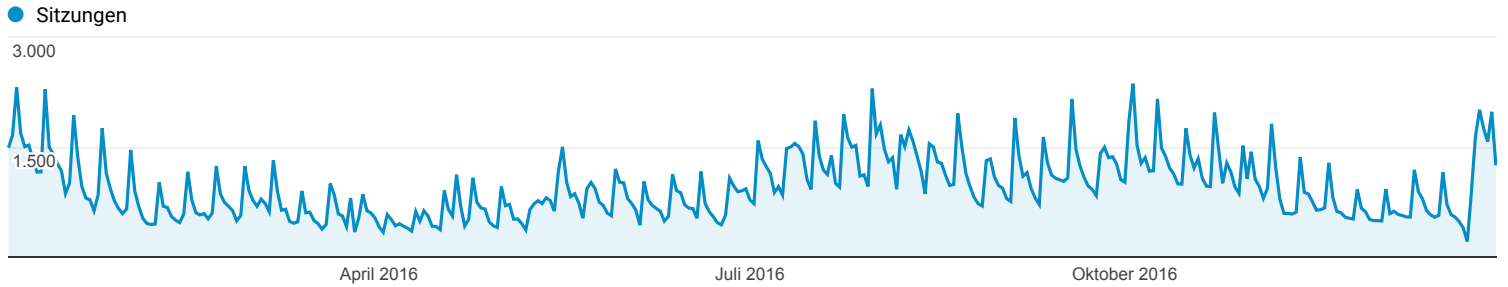


01.01.2016 - 31.12.2016

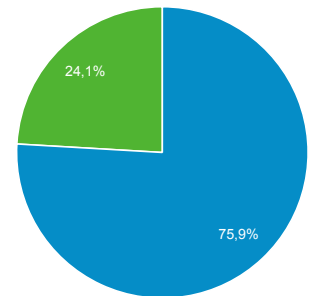
## Zielgruppenübersicht

Alle Nutzer  
100,00 % Sitzungen

### Übersicht



■ New Visitor ■ Returning Visitor



Sprache	Sitzungen	% Sitzungen
1. de-de	149.425	42,48 %
2. de	148.198	42,13 %
3. de-ch	21.504	6,11 %
4. de-at	12.930	3,68 %
5. en-us	7.363	2,09 %
6. ru	1.884	0,54 %
7. en-gb	1.346	0,38 %
8. nl-nl	969	0,28 %
9. fr-fr	736	0,21 %
10. ru-ru	686	0,20 %